

LIVE

L'ECCELLENZA DELLA SEMPLICITÀ THE EXCELLENCE OF SIMPLICITY

VISIONAIR

Ogni processo creativo ha inizio con una visione. Un nuovo punto di vista in grado di ribaltare la normalità. La cappa diventa verticale ed ergonomica, aderisce alla parete come un quadro, si trasforma in un oggetto unico dal design essenziale. E ancora, eleva l'ambiente cucina reinventandosi come elemento di arredamento, per poi trasformarsi in un punto luce sorprendente ed emozionale. Stupire significa trasformare un semplice elettrodomestico come la cappa in qualcosa di spiazzante, funzionale e meravigliosamente diverso, in una parola: *Visionair*.

Every creative process begins with a vision: a new point of view capable of overturning normality: the hood becomes vertical and ergonomic, it adheres to walls like a painting and becomes a unique object with an essential design. It also elevates the kitchen environment by reinventing itself as an element of furniture, only to turn into a surprising and emotional lighting point. To astonish means transforming a simple appliance like a kitchen hood into something surprising, functional and wonderfully different, in one word: *Visionair*.

IL FUTURO È DI CHI INNOVA

THE FUTURE IS FOR
THOSE WHO INNOVATE

Tutto nasce da un'intuizione di Ermanno Casoli, che nel 1972 realizza la sua prima cappa. Da allora, non abbiamo mai smesso di unire know-how tecnologico e design, con un solo obiettivo: rivoluzionare l'immagine della cappa da cucina nel mondo.

Oggi siamo presenti in molti Paesi, dall'America all'Asia, fieri della nostra italianità e della nostra visione internazionale. Una cultura aziendale tesa sempre all'innovazione.

La qualità dell'aria e le sue infinite sfumature, lo stile unico del Made in Italy: questo è ciò che ci ispira, che da sempre ci guida verso il futuro.

It all began from an intuition by Ermanno Casoli, who in 1972 made his first hood. Since then, we have never ceased to combine technological know-how and design, with only one objective: to revolutionize the image of kitchen hoods throughout the world.

Today we are present in numerous countries, from America to Asia, and we're proud of our Italian spirit and our international vision. A corporate culture that is always aimed at innovating.

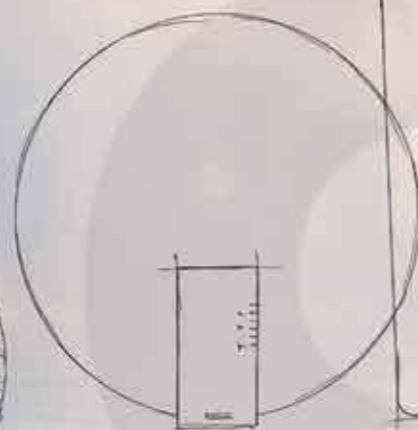
The quality of the air and its infinite nuances, the unique Made in Italy style: this is what inspires us, which has always guided us towards the future.



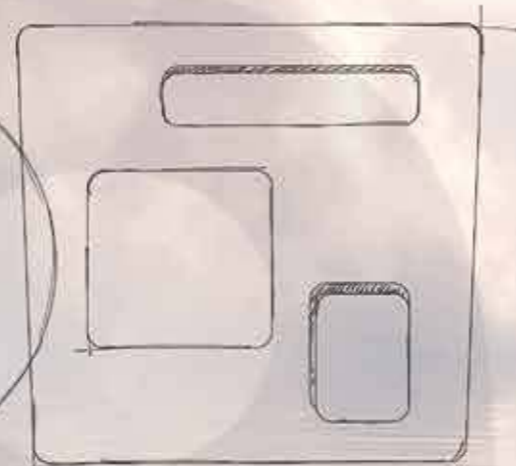
La prima visione
The first vision



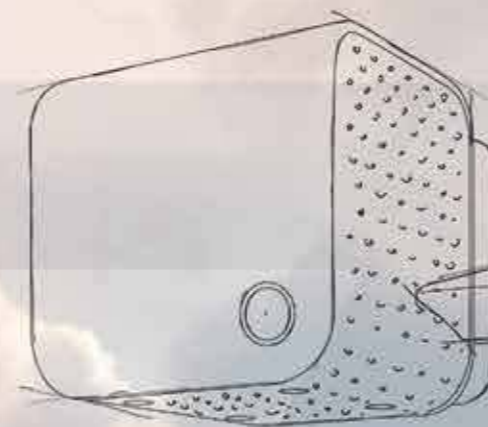
La cappa
diventa lampada
The hood
becomes a lamp



La più silenziosa
The quietest

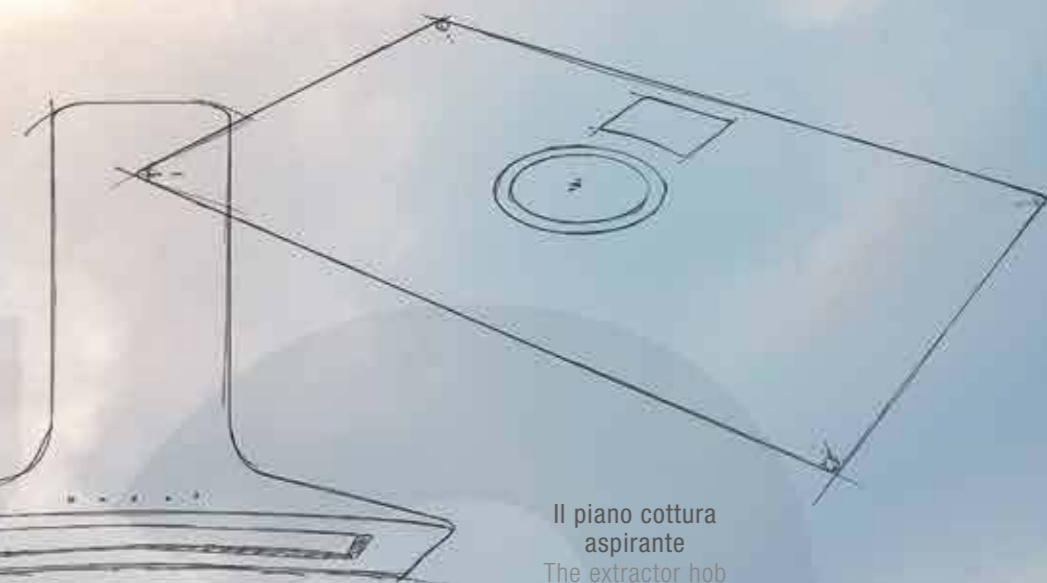


E-motion control



Cubic design

Materiali innovativi
Innovative materials



Il piano cottura
aspirante
The extractor hob



WALL 12



ACUTA
61



FLAT GLASS
45



LOL
31



SPOT NG
39



SYNTHESIS
64



BELT
28



FLAT GLASS
PLUS
43



MISSY
57



SPOT NG
URBAN
35



TAMAYA
56



CIRCUS
51



HYDRA
62



PERSONAL
63



SPOT PLUS
36



TONDA
58



CIRCUS PLUS
49



JOY
38



REEF
50



STONE
54



TRIBE
44



CRUISE
37



KUADRA
55



RUBINO
CORNER
65



STRIPE
23



TUBE PRO
53



ELEKTRA
29



L'ESSENZA
17



SHIRE
27



STRIPE
URBAN
21



VEGA
59

110 ADD OR REPLACE

- 112 APPROFONDIMENTI
FURTHER
INFORMATION
- 114 ACCESSORI
ACCESSORIES
- 120 TU E LA CAPPA
THE HOOD AND YOU
- 123 GARANZIA E SERVIZI
GUARANTEE AND
SERVICES

ISLAND 66



CIRCUS PLUS
ISLAND
76



REEF
ISLAND
77



FLAT GLASS
PLUS ISLAND
74



SPOT PLUS
ISLAND
73



JOY ISLAND
71



TRIBE
ISLAND
75



KUADRA
ISLAND
79



TUBE PRO
ISLAND
78

CEILING 80



CLOUD
SEVEN
85

SUSPENDED 86



JUNO
92



NAKED
93



JUNO
URBAN
91



NAKED
URBAN
95

BUILT-IN 96



BOX IN
104



ELITE 35
106



ERA S
101



ELIBLOC HT
105



ERA
103



ESTRAIBILE
108



ELITE 14
107



ERA C
102



KREA
109

INQUADRA E SCOPRI FRAME AND DISCOVER



Usa il tuo smartphone e inquadra le immagini con l'icona PLAY per avere accesso a contenuti speciali.

Use your smartphone and frame the images with the PLAY icon to get access to special contents.

Scarica gratuitamente l'applicazione Hp Reveal da App Store o da Google Play, crea il tuo account e cerca Elica. Seguici e sarà sufficiente puntare l'immagine con il PLAY per animarla.

Download the Hp Reveal app for free from the App Store or Google Play, create your account and search for Elica. Follow us and all you need to do is point at the image with PLAY to animate it.



DOWNLOAD
HP REVEAL
E CREA IL TUO
UTENTE

DOWNLOAD HP
REVEAL AND
CREATE YOUR
USER



CERCA E SEGUI
ELICA SU
HP REVEAL

SEARCH AND
FOLLOW ELICA
ON HP REVEAL



GUARDA LE
IMMAGINI
PRENDERE VITA

WATCH THE
IMAGES
COME TO LIFE

PLUS PRODOTTI PRODUCT PLUS



SMART INSTALLATION

Elica pensa il prodotto a tutto tondo, tenendo in grande considerazione anche la fase di installazione di una cappa sia essa a parete che ad incasso, sia un piano aspirante. Le operazioni di montaggio e collegamento sono semplici e intuitive.

Elica thinks of every aspect of the product, taking into great consideration even the installation phase of a hood, be it wall-mounted or recessed, or an aspiration hob. Assembly and connection operations are simple and intuitive.



BACK ASPIRATION

Maggiore flessibilità di installazione nelle cappe equipaggiate con questo particolare convogliatore dall'uscita aggiuntiva. Il funzionamento in aspirante può avvenire collegando la cappa direttamente al muro posteriore, eliminando l'utilizzo di camini e preservando l'estetica originale del prodotto.

Greater installation flexibility for hoods equipped with this particular conveyor with additional outlet. The aspiration function can be done by connecting the hood directly to the rear wall, avoiding the need for ducting and preserving the product's original aesthetics.



LONG LIFE FILTER

Filtro odori con la caratteristica principale di poter essere rigenerato e conservare le sue caratteristiche durando fino a 3 anni, evitando inutili sostituzioni e sprechi. Ha un livello elevato di efficienza che si aggira intorno al 60%.

Air filter that can be regenerated and keeps its characteristics for up to 3 years, avoiding unnecessary replacements and waste. It has a superior level of efficiency of around 60%.

WALL

Spesso è un quadro a valorizzare una parete: un'opera d'arte che non sfugge allo sguardo. La stessa attenzione la cattura L'Essenza, con il suo design magnetico e minimalista.

It often takes a painting to enhance a wall: a work of art that grabs your attention. The same attention captured by L'Essenza, with its magnetic and minimalist design.



L'ESSENZA

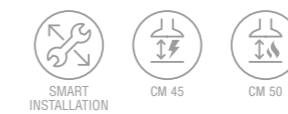
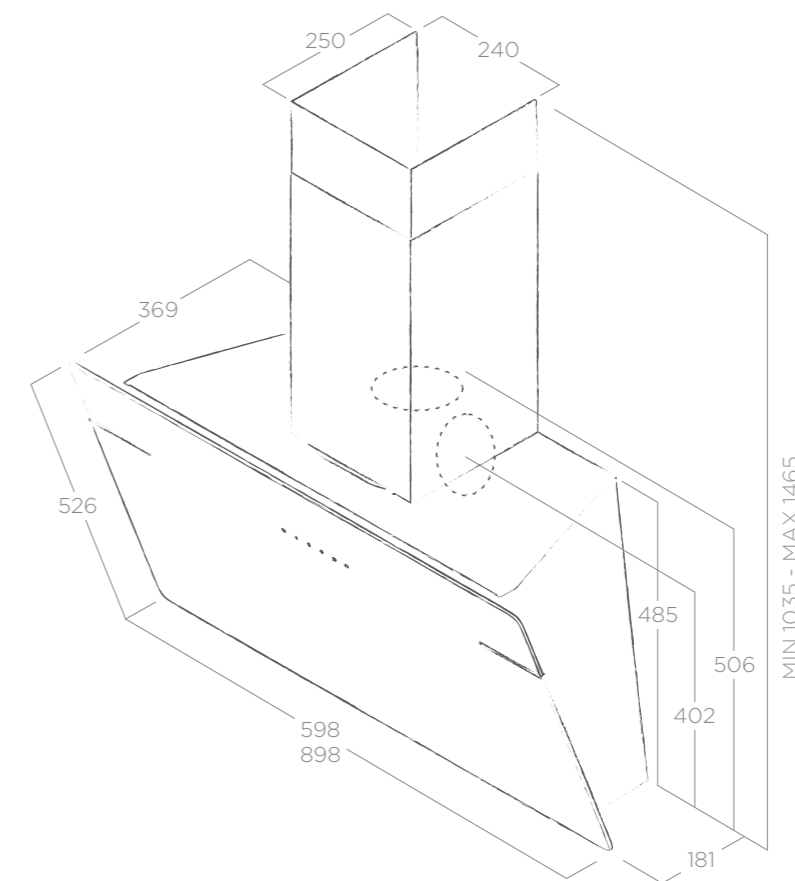
DESIGN FABRIZIO CRISÀ






L'ESSENZA

DESIGN FABRIZIO CRISÀ



BACK
ASPIRATION



ENERGY
CLASS

WALL

SCHEDA TECNICA TECHNICAL FEATURES

Misure Size	60 - 90 cm
Versione Version	Aspirante Duct-out
Finiture Finish	Vetro nero - Vetro bianco Black glass - White glass

ACCESSORI ACCESSORIES	
Filtro carbone Charcoal Filter	CFC0140343

ILLUMINAZIONE LIGHTING	
Tipo Type	LED 2 x 2,5 W
Intensità Intensity	145 LUX
Temperatura Temperature	3500 K

PERFORMANCE PERFORMANCE	
Comandi Controls	Touch Control 3V+I 3S+B Touch Control
Portata intensiva Booster airflow	690 m ³ /h
Livello sonoro Noise level	65 db(A)
Assorbimento totale Total absorption	255 W
Uscita Duct size	150 mm
Classe energetica Energy class	B (A**/E)

MODELLI MODELS	
L'ESSENZA BL/A/60	PRF0117403A
L'ESSENZA BL/A/90	PRF0117374A
L'ESSENZA WH/A/60	PRF0124233A
L'ESSENZA WH/A/90	PRF0124234A

Filtro grassi alluminio incluso Grease aluminium Filter included

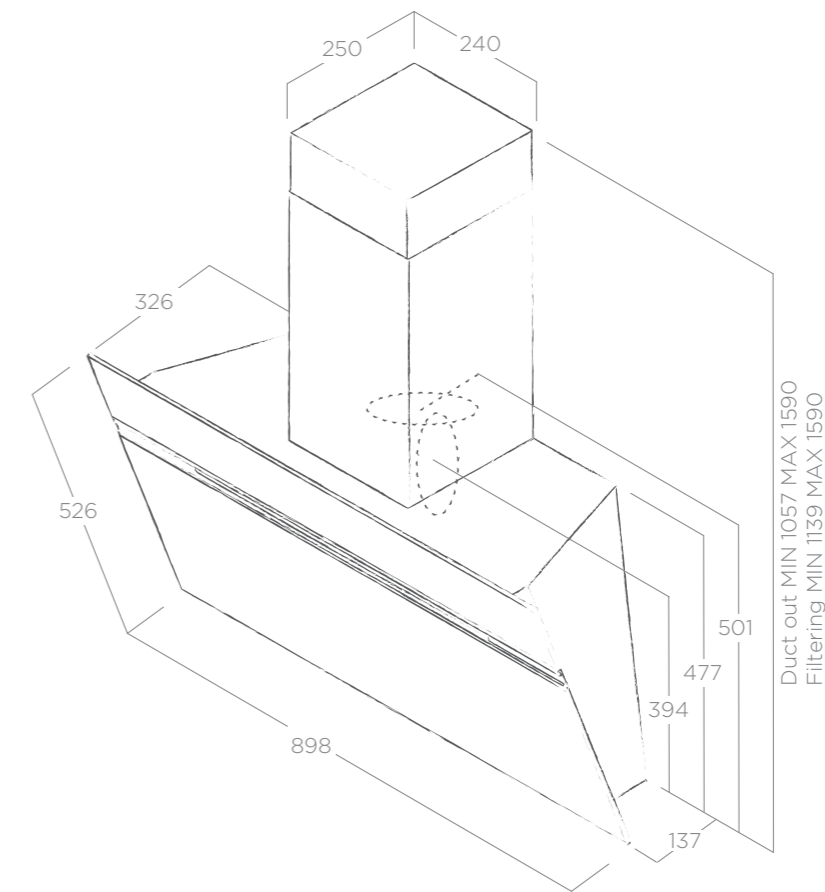
STRIPE URBAN






STRIPE URBAN

ELICA DESIGN CENTER



BACK
ASPIRATION



ENERGY
CLASS



SMART
INSTALLATION



CM 45



CM 65

SCHEDA TECNICA TECHNICAL FEATURES

Misure Size	90 cm
Versione Version	Aspirante Duct-out
Finiture Finish	Effetto ghisa - Effetto zincato Cast iron effect - Zinc coating effect

ACCESSORI ACCESSORIES	
Filtro carbone Charcoal Filter	CFC0140343

ILLUMINAZIONE LIGHTING	
Tipo Type	LED 2 x 2,5 W
Intensità Intensity	203 LUX
Temperatura Temperature	3500 K

PERFORMANCE PERFORMANCE	
Comandi Controls	Touch Control 3V+I 3S+B Touch Control
Portata intensiva Booster airflow	755 m ³ /h
Livello sonoro Noise level	65 db(A)
Assorbimento totale Total absorption	265 W
Uscita Duct size	150 mm
Classe energetica Energy class	B (A**/E)

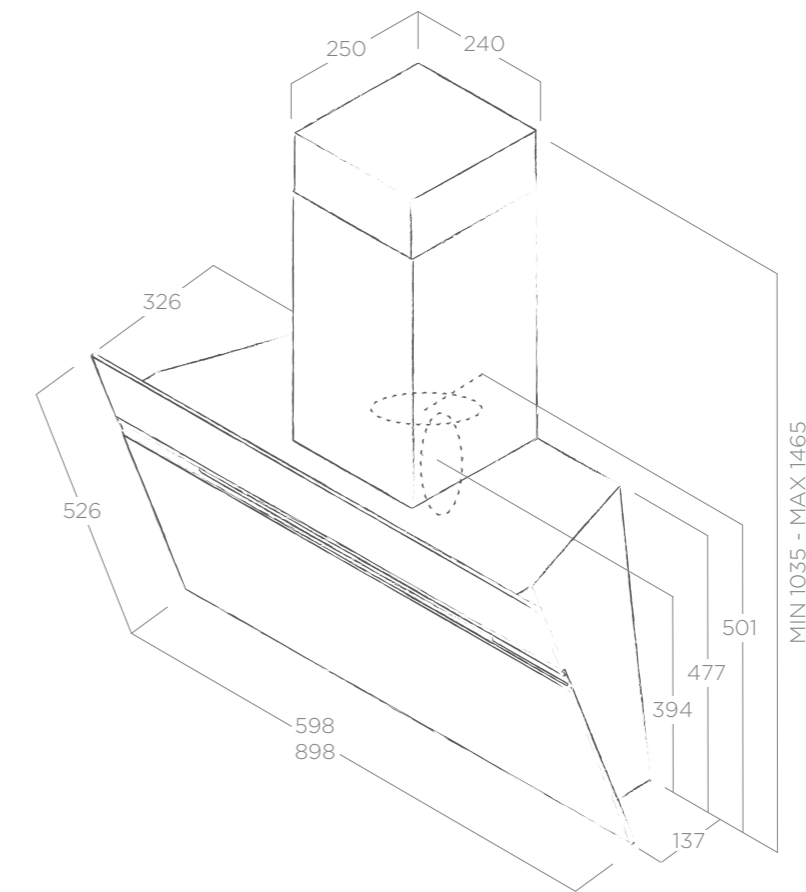
Filtro grassi alluminio incluso Grease aluminium Filter included

MODELLI MODELS	
STRIPE URBAN CAST IRON/A/90	PRF0147738
STRIPE URBAN ZINC/A/90	PRF0147739



STRIPE

ELICA DESIGN CENTER



BACK
ASPIRATION



B

ENERGY
CLASS



SMART
INSTALLATION



CM 45



CM 65

SCHEDA TECNICA TECHNICAL FEATURES

Misure Size	60 - 90 cm
Versione Version	Aspirante Duct-out
Finiture Finish	Vetro nero - Vetro bianco - Acciaio inox Black glass - White glass Stainless steel

ACCESSORI ACCESSORIES	
Filtro carbone Charcoal Filter	CFC0140343

ILLUMINAZIONE LIGHTING	
Tipo Type	LED 2 x 2,5 W
Intensità Intensity	203 LUX
Temperatura Temperature	3500 K

PERFORMANCE PERFORMANCE	
Comandi Controls	Touch Control 3V+I 3S+B Touch Control
Portata intensiva Booster airflow	755 m ³ /h
Livello sonoro Noise level	65 db(A)
Assorbimento totale Total absorption	265 W
Uscita Duct size	150 mm
Classe energetica Energy class	B (A ⁺ /E)

MODELLI MODELS	
STRIPE BL/A/60	PRF0101142B
STRIPE BL/A/90	PRF0101143B
STRIPE WH/A/60	PRF0101144B
STRIPE WH/A/90	PRF0101145B
STRIPE IX/A/60	PRF0110514B
STRIPE IX/A/90	PRF0110515B

Filtro grassi alluminio incluso Grease aluminium Filter included

SHIRE

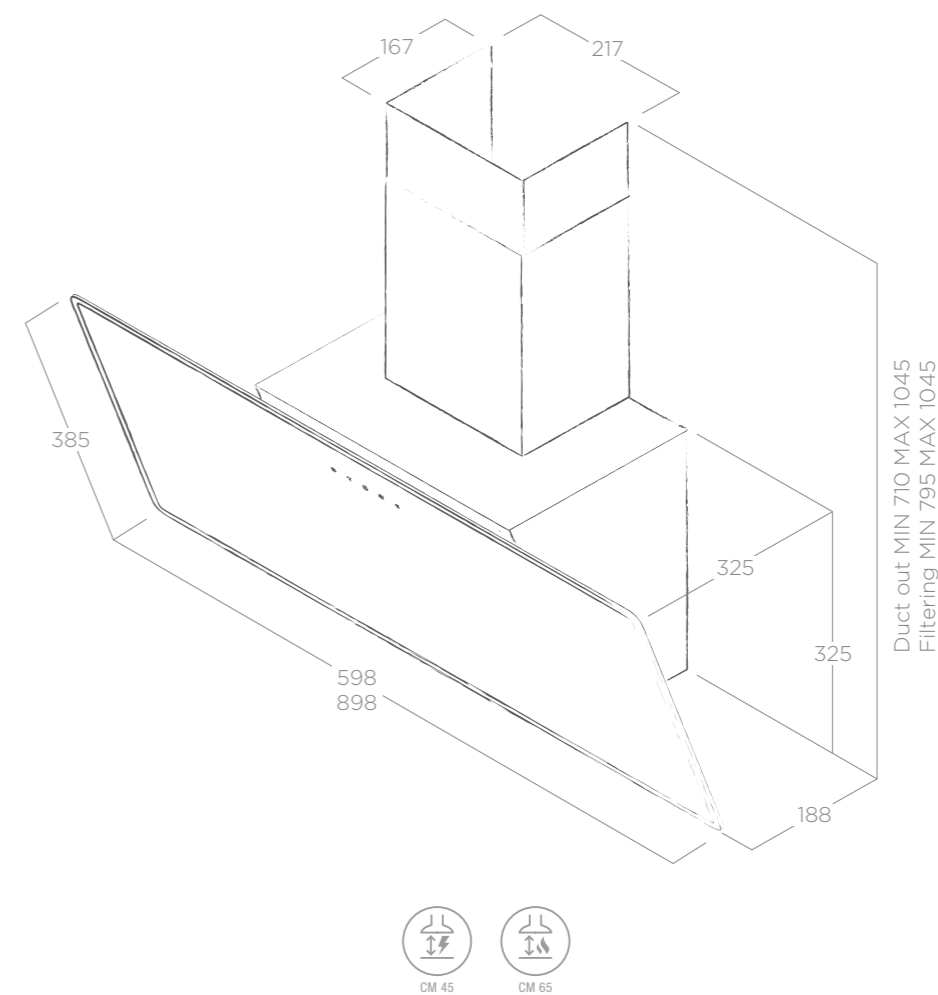
DESIGN FABRIZIO CRISÀ






SHIRE

DESIGN FABRIZIO CRISÀ



SMART
INSTALLATION



ENERGY
CLASS

SCHEDA TECNICA TECHNICAL FEATURES

Misure Size	60 - 90 cm
Versione Version	Aspirante Duct-out
Finiture Finish	Vetro nero - Vetro bianco Black glass - White glass

ACCESSORI ACCESSORIES	
Filtro carbone Charcoal Filter	CFC0140343

ILLUMINAZIONE LIGHTING	
Tipo Type	LED 2 x 1 W
Intensità Intensity	58 LUX
Temperatura Temperature	4000 K

PERFORMANCE PERFORMANCE	
Comandi Controls	Touch Control 2V+I 2S+B Touch Control
Portata intensiva Booster airflow	710 m ³ /h
Livello sonoro Noise level	60 db(A)
Assorbimento totale Total absorption	272 W
Uscita Duct size	150 mm
Classe energetica Energy class	B (A**/E)

MODELLI MODELS	
SHIRE BL/A/60	PRF0119819
SHIRE BL/A/90	PRF0119829
SHIRE WH/A/60	PRF0119823
SHIRE WH/A/90	PRF0119828

Filtro grassi alluminio incluso Grease aluminium Filter included

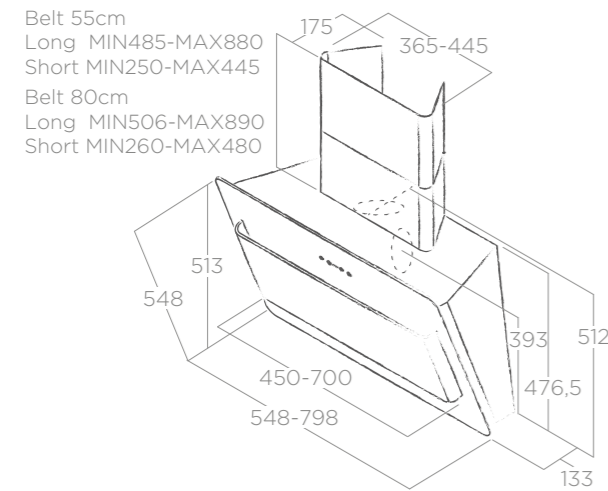
BELT

DESIGN FABRIZIO CRISA



SCHEDA TECNICA TECHNICAL FEATURES

Misure Size	55 - 80 cm
Versione Version	Filtrante Recycling
Finiture Finish	Vetro nero - Vetro bianco - Acciaio Inox Black glass- White glass - Stainless steel



ILLUMINAZIONE LIGHTING

Tipo Type	LED 2 x 2,5 W
Intensità Intensity	301 LUX
Temperatura Temperature	3000 K

PERFORMANCE PERFORMANCE

Comandi Controls	Touch Control 3V+I 3S+B Touch Control
Portata intensiva Booster airflow	690 m³/h
Livello sonoro Noise level	68 db(A)
Assorbimento totale Total absorption	265W
Uscita Duct size	150 mm
Classe energetica Energy class	C (A++/E)

Filtro grassi alluminio incluso Grease aluminium Filter included
Filtro carbone incluso Charcoal Filter included

ACCESSORI ACCESSORIES

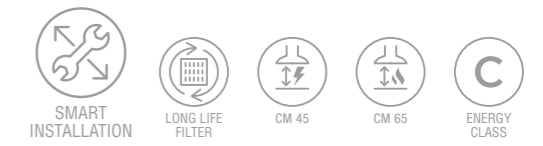
Filtro carbone Charcoal Filter	CFC0140343
Kit camino lungo Long chimney kit (80)	KIT0010439
Kit camino corto Short chimney kit (80)	KIT0010700
Kit camino lungo Long chimney kit (55)	KIT0010519
Kit camino corto Short chimney kit (55)	KIT0010701

MODELLI MODELS

BELT BL/F/55	PRF0034211B
BELT BL/F/80	PRF0032793B
BELT IX/F/55	PRF0034012B
BELT IX/F/80	PRF0033852B
BELT WH/F/55	PRF0038445B
BELT WH/F/80	PRF0038443B

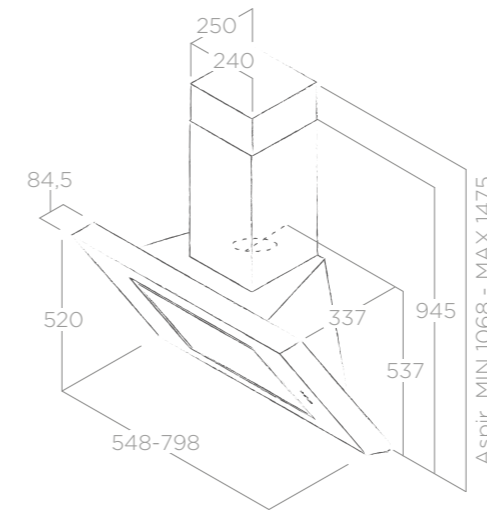
ELEKTRA

ELICA DESIGN CENTER



SCHEDA TECNICA TECHNICAL FEATURES

Misure Size	55 - 80 cm
Versione Version	Filtrante Recycling
Finiture Finish	Acciaio Inox Stainless steel



ILLUMINAZIONE LIGHTING

Tipo Type	LED 2 x 1 W
Intensità Intensity	141 LUX
Temperatura Temperature	3500 K

PERFORMANCE PERFORMANCE

Comandi Controls	Touch Control con display 3V+I 3S+B Touch Control with display
Portata intensiva Booster airflow	645 m³/h
Livello sonoro Noise level	63 db(A)
Assorbimento totale Total absorption	255W
Uscita Duct size	150 mm
Classe energetica Energy class	C (A++/E)

Filtro grassi alluminio incluso Grease aluminium Filter included
Filtro lunga durata Long Life Filter included

ACCESSORI ACCESSORIES

Filtro lunga durata Long Life Filter	CFC0140088
Kit camino Chimney kit	KIT0008747A

MODELLI MODELS

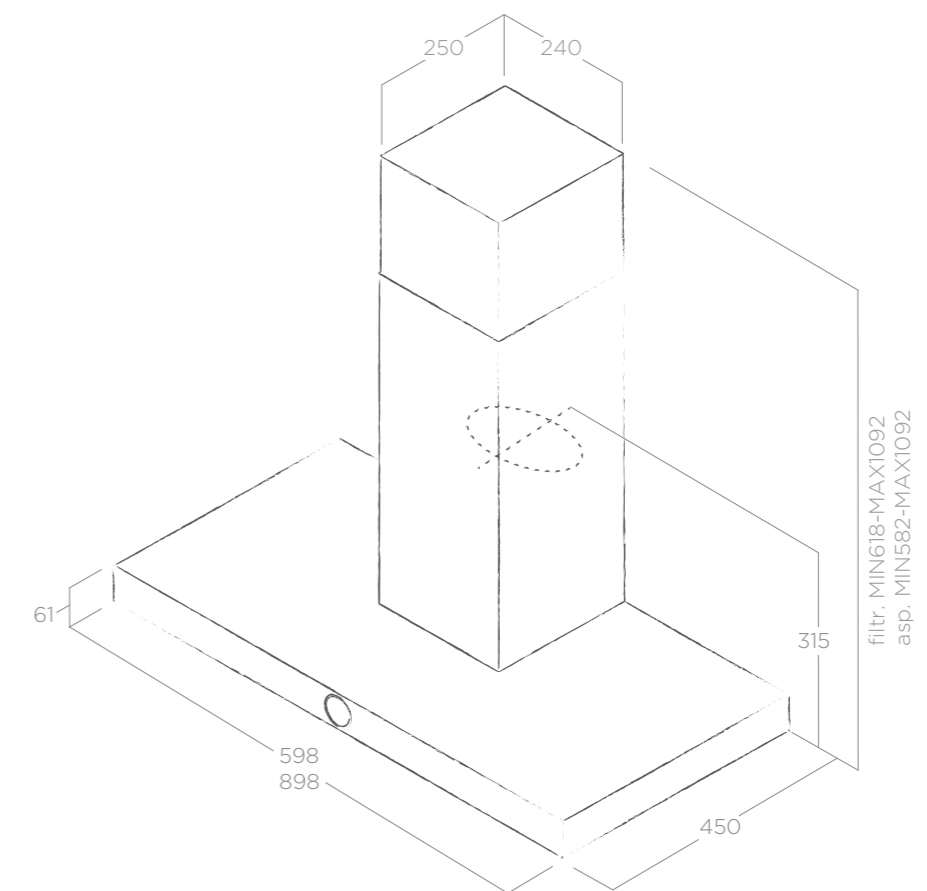
ELEKTRA IX/F/55	PRF0006407B
ELEKTRA IX/F/80	PRF0006872B






LOL

ELICA DESIGN CENTER



SMART
INSTALLATION



ENERGY
CLASS



LONG LIFE
FILTER



CM 50



CM 65

SCHEDA TECNICA TECHNICAL FEATURES

Misure Size	60 - 90 cm
Versione Version	Aspirante Duct-out
Finiture Finish	Nero goffrato - Acciaio inox Embossed black - Stainless steel

ACCESSORI ACCESSORIES

Filtro carbone Charcoal filter	CFC0141529
Filtro lunga durata Long life filter	CFC0141725

ILLUMINAZIONE LIGHTING

Tipo Type	LED 2 x 2,5 W
Intensità Intensity	145 LUX
Temperatura Temperature	3500 K

PERFORMANCE PERFORMANCE

Comandi Controls	Rotativo Elettronico 3V+I 3S+B Electronic Rotative
Portata intensiva Booster airflow	665 m ³ /h
Livello sonoro Noise level	65 db(A)
Assorbimento totale Total absorption	260 W
Uscita Duct size	150 mm
Classe energetica Energy class	B (A**/E)

MODELLI MODELS

LOL BL/A/60	PRF0097782
LOL BL/A/90	PRF0097906
LOL IX/A/60	PRF0097149
LOL IX/A/90	PRF0097323

Filtro grassi alluminio incluso Grease aluminium Filter included

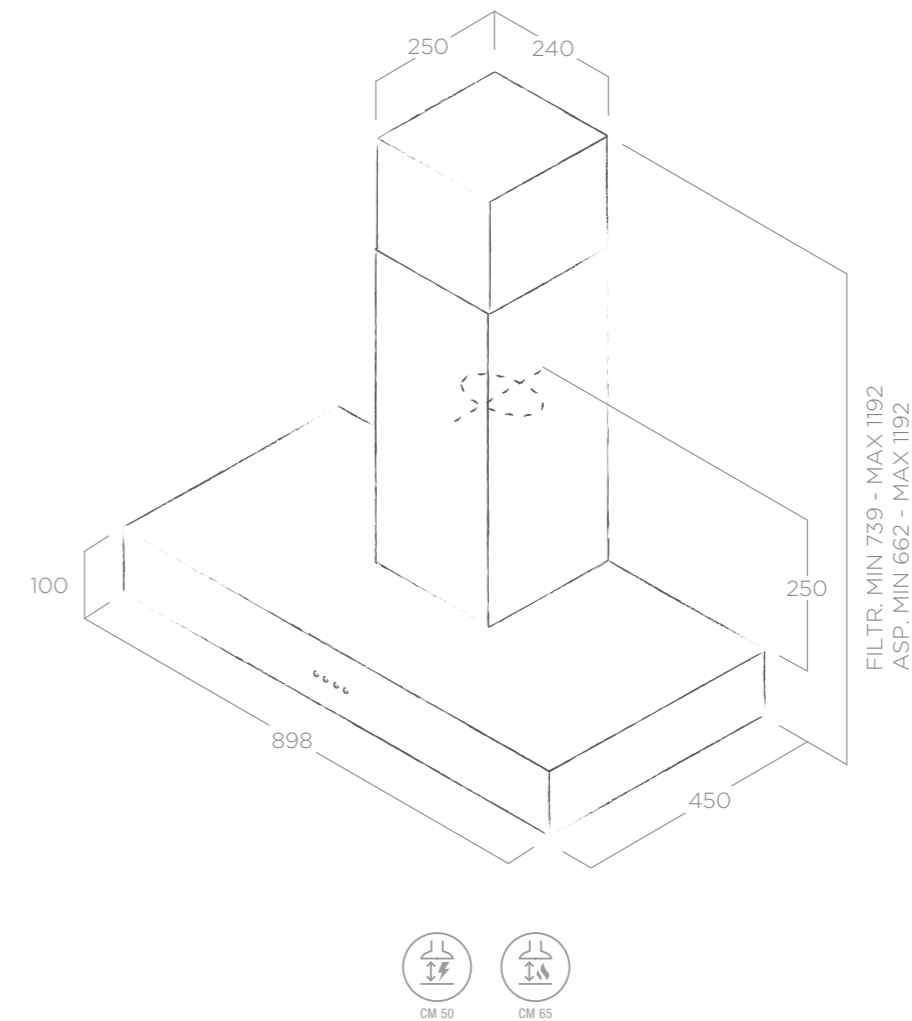
SPOT NG URBAN






SPOT NG URBAN

ELICA DESIGN CENTER



LONG LIFE FILTER



ENERGY CLASS

WALL



SCHEDA TECNICA TECHNICAL FEATURES

Misure Size	90 cm
Versione Version	Aspirante Duct-out
Finiture Finish	Effetto ghisa - Effetto zinco Cast iron effect - Zinc coating effect

ACCESSORI ACCESSORIES

Filtro carbone Charcoal filter	CFC0141529
Filtro lunga durata Long life filter	CFC0141725

ILLUMINAZIONE LIGHTING

Tipo Type	LED 2 x 2,5 W
Intensità Intensity	140 LUX
Temperatura Temperature	3500 K

PERFORMANCE PERFORMANCE

Comandi Controls	Pulsantiera Meccanica 3V 3S Mechanical Push Button
Portata massima Max airflow	600 m ³ /h
Livello sonoro Noise level	69 db(A)
Assorbimento totale Total absorption	255 W
Uscita Duct size	150 mm
Classe energetica Energy class	B (A**/E)

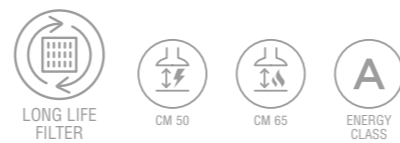
MODELLI MODELS

Filtro grassi alluminio incluso Grease aluminium Filter included	
--	--

SPOT URBAN CAST IRON/A/90	PRF0147736
SPOT URBAN ZINC/A/90	PRF0147737

SPOT PLUS

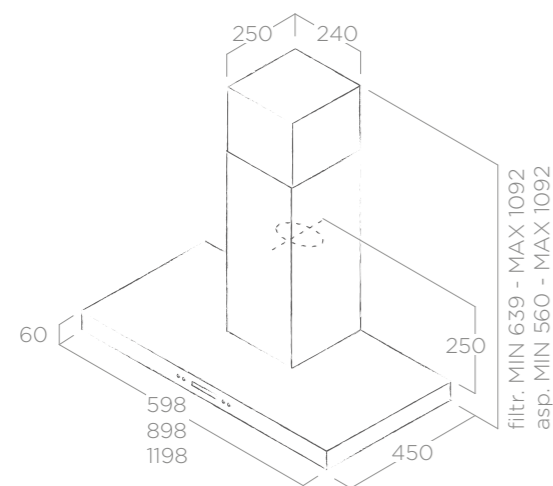
ELICA DESIGN CENTER



SCHEDA TECNICA TECHNICAL FEATURES

Misure Size	60 - 90 - 120 cm
Versione Version	Aspirante Duct out
Finiture Finish	Acciaio inox Stainless steel

VERSIONE A ISOLA PAG. 73



ILLUMINAZIONE LIGHTING

Tipo Type	LED 2 x 2,5 W
Intensità Intensity	145 LUX
Temperatura Temperature	4000 K

PERFORMANCE PERFORMANCE

Comandi Controls	LCD 3V+I LCD 3S+I
Portata intensiva Booster airflow	625 m³/h
Livello sonoro Noise level	62 db(A)
Assorbimento totale Total absorption	265 W
Uscita Duct size	150 mm
Classe energetica Energy class	A (A**/E)

Filtro grassi alluminio incluso Grease aluminium Filter included

ACCESSORI ACCESSORIES

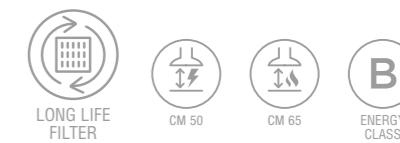
Filtro carbone Charcoal filter	CFC0141529
Filtro lunga durata Long life filter	CFC0141725

MODELLI MODELS

SPOT PLUS IX/A/60	PRF0097374
SPOT PLUS IX/A/90	PRF0097373
SPOT PLUS IX/A/120	PRF0100242

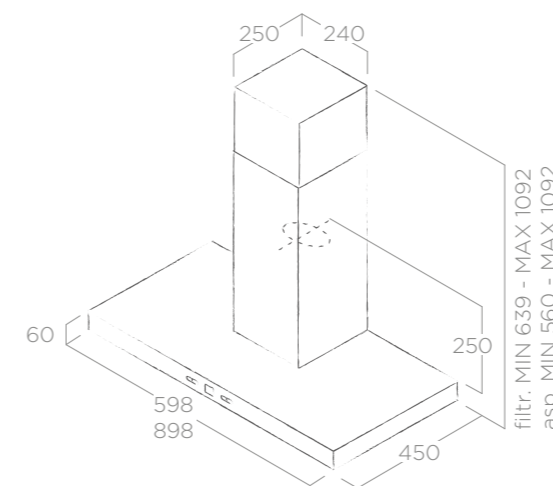
CRUISE

ELICA DESIGN CENTER



SCHEDA TECNICA TECHNICAL FEATURES

Misure Size	60 - 90 cm
Versione Version	Aspirante Duct out
Finiture Finish	Acciaio inox Stainless steel



ILLUMINAZIONE LIGHTING

Tipo Type	LED 2 x 2,5 W
Intensità Intensity	145 LUX
Temperatura Temperature	3500 K

PERFORMANCE PERFORMANCE

Comandi Controls	Touch Control con display 3V+I 3S+B Touch Control with display
Portata intensiva Booster airflow	710 m³/h
Livello sonoro Noise level	69 db(A)
Assorbimento totale Total absorption	265W
Uscita Duct size	150 mm
Classe energetica Energy class	B (A**/E)

Filtro grassi alluminio incluso Grease aluminium Filter included

ACCESSORI ACCESSORIES

Filtro carbone Charcoal Filter	CFC0141529
Filtro lunga durata Long Life Filter	CFC0141725

MODELLI MODELS

CRUISE IX/A/60	PRF0147062
CRUISE IX/A/90	PRF0147074

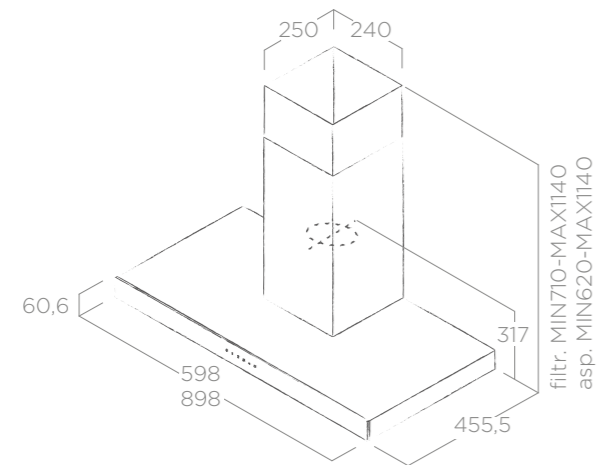




SCHEDA TECNICA TECHNICAL FEATURES

Misure Size	60 - 90 cm
Versione Version	Aspirante Duct out
Finiture Finish	Acciaio inox + vetro bianco, acciaio inox + vetro nero Stainless steel + white glass, stainless steel + black glass

VERSIONE A ISOLA PAG. 71



ILLUMINAZIONE LIGHTING

Tipo Type	LED 2 x 2,5 W
Intensità Intensity	141 LUX
Temperatura Temperature	3500 K

PERFORMANCE PERFORMANCE

Comandi Controls	Touch Control 3V+I 3S+B Touch Control
Portata intensiva Booster airflow	710 m³/h
Livello sonoro Noise level	69 db(A)
Assorbimento totale Total absorption	265 W
Uscita Duct size	150 mm
Classe energetica Energy class	B (A++/E)

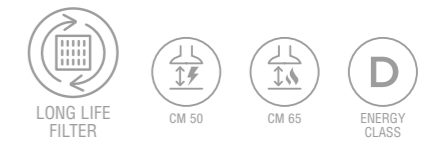
Filtro grassi alluminio incluso Grease aluminium Filter included

ACCESSORI ACCESSORIES

Filtro carbone Charcoal filter	CFC0141529
Filtro lunga durata Long life filter	CFC0141725

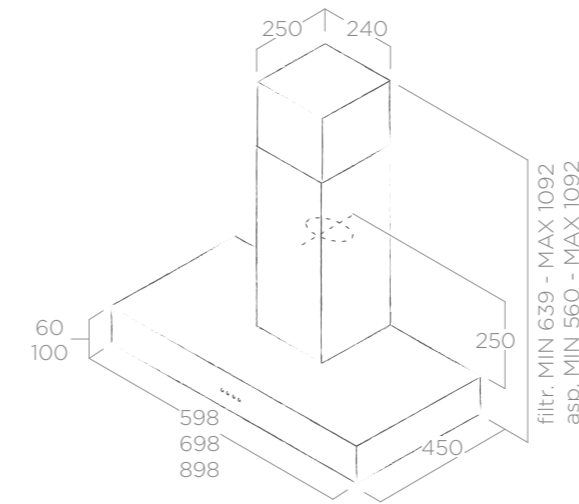
MODELLI MODELS

JOY WHIX/A/60	PRF0104630A
JOY WHIX/A/90	PRF0104631A
JOY BLIX/A/60	PRF0104625A
JOY BLIX/A/90	PRF0104626A



SCHEDA TECNICA TECHNICAL FEATURES

Misure Size	60 - 90 - 120 cm
Versione Version	Aspirante Duct out
Finiture Finish	Acciaio inox Stainless steel



ILLUMINAZIONE LIGHTING

Tipo Type	LED 2 x 2,5 W, LED 3 x 2,5 W (120 cm)
Intensità Intensity	141 LUX, 211 LUX (120 cm)
Temperatura Temperature	3500 K

PERFORMANCE PERFORMANCE

Comandi Controls	Pulsantiera Meccanica 3V 3s Mechanical Push Button
Portata massima Max airflow	365 m³/h
Livello sonoro Noise level	62 db(A)
Assorbimento totale Total absorption	140 W, 150 W (120 cm)
Uscita Duct size	150 mm
Classe energetica Energy class	D (A++/E)

Filtro grassi alluminio incluso Grease aluminium Filter included

ACCESSORI ACCESSORIES

Filtro carbone Charcoal Filter	CFC0141529
Filtro lunga durata Long Life Filter	CFC0141725

MODELLI MODELS

SPOT NG H10 IX/A/60	55916386A
SPOT NG H10 IX/A/90	55916387A
SPOT NG H10 IX/A/120	PRF0099408A
SPOT NG H6 IX/A/60	55916388A
SPOT NG H6 IX/A/90	55916389A
SPOT NG H6 IX/A/120	PRF0099407A



FLAT GLASS PLUS

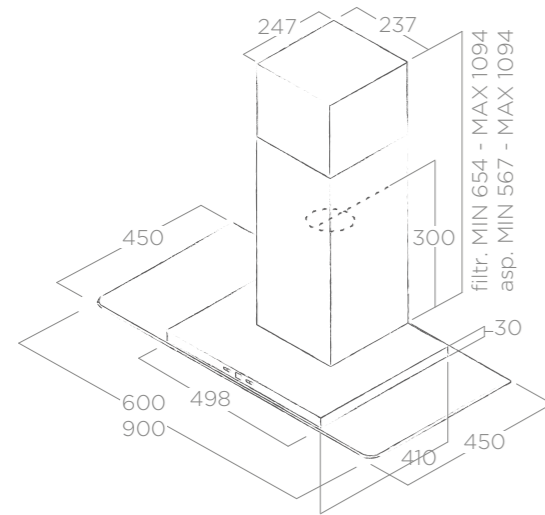




SCHEDA TECNICA TECHNICAL FEATURES

Misure Size	60 - 90 cm
Versione Version	Aspirante Duct out
Finiture Finish	Acciaio inox + vetro Stainless steel + glass

VERSIONE A ISOLA PAG. 75



ILLUMINAZIONE LIGHTING

Tipo Type	LED 2 x 2,5 W
Intensità Intensity	145 LUX
Temperatura Temperature	3500 K

PERFORMANCE PERFORMANCE

Comandi Controls	Touch Control con display 3V+I 3S+B Touch Control with display
Portata intensiva Booster airflow	710 m³/h
Livello sonoro Noise level	68 db(A)
Assorbimento totale Total absorption	265 W
Uscita Duct size	150 mm
Classe energetica Energy class	B (A++/E)

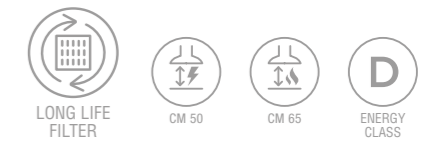
Filtro grassi alluminio incluso Grease aluminium Filter included

ACCESSORI ACCESSORIES

Filtro carbone Charcoal filter	CFC0141529
Filtro lunga durata Long life filter	CFC0141725

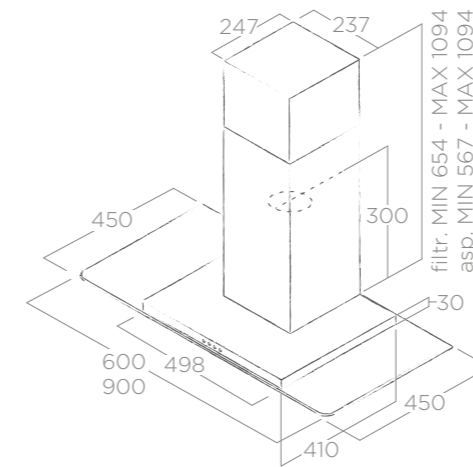
MODELLI MODELS

TRIBE IX/A/60	PRF0049156B
TRIBE IX/A/90	PRF0049070B



SCHEDA TECNICA TECHNICAL FEATURES

Misure Size	60 - 90 cm
Versione Version	Aspirante Duct out
Finiture Finish	Acciaio Inox + vetro Stainless steel + glass



ILLUMINAZIONE LIGHTING

Tipo Type	LED 2 x 2,5 W
Intensità Intensity	141 LUX
Temperatura Temperature	3500 K

PERFORMANCE PERFORMANCE

Comandi Controls	Pulsantiera Meccanica 3V 3S Mechanical Push Button
Portata massima Max airflow	365 m³/h
Livello sonoro Noise level	62 db(A)
Assorbimento totale Total absorption	140 W
Uscita Duct size	150 mm
Classe energetica Energy class	D (A++/E)

Filtro grassi alluminio incluso Grease aluminium Filter included

ACCESSORI ACCESSORIES

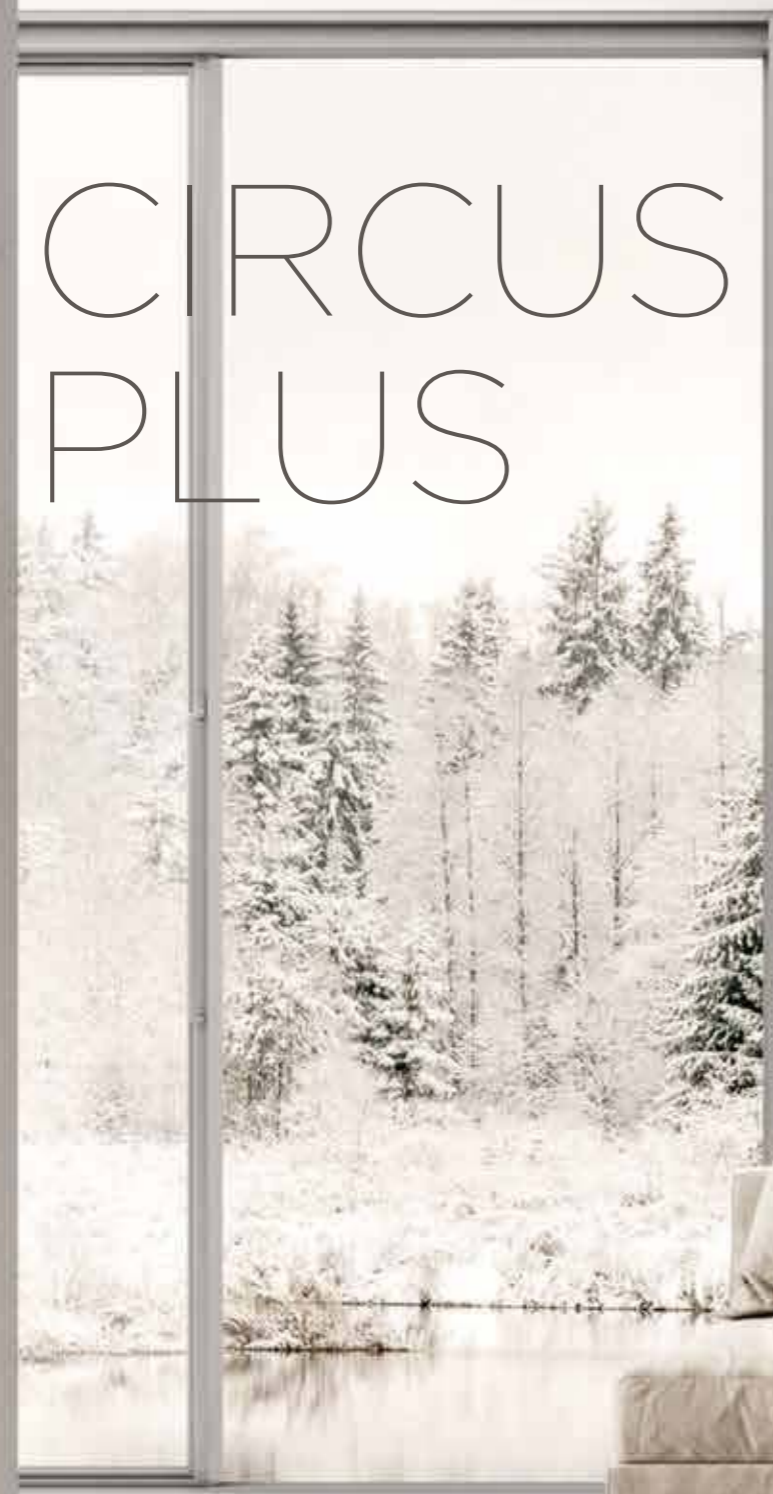
Filtro carbone Charcoal Filter	CFC0141529
Filtro lunga durata Long Life Filter	CFC0141725

MODELLI MODELS

FLAT GLASS IX/A/60	68516391A
FLAT GLASS IX/A/90	68516390A



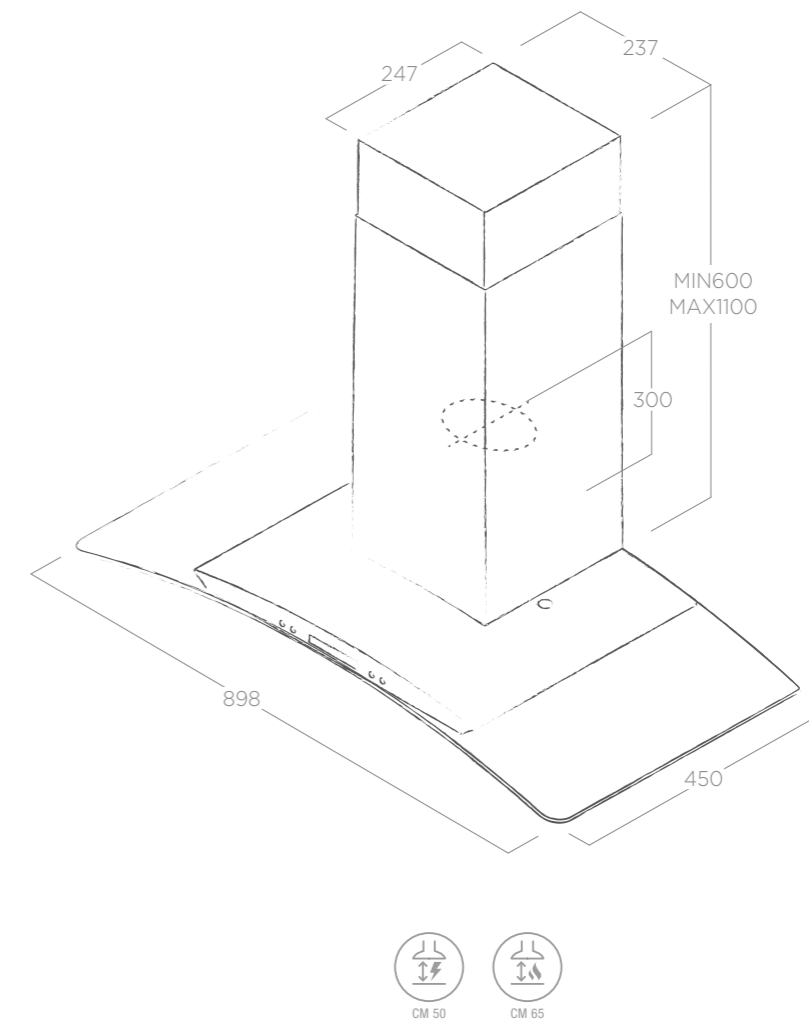
CIRCUS PLUS





CIRCUS PLUS

ELICA DESIGN CENTER



LONG LIFE FILTER



ENERGY CLASS

VERSIONE A ISOLA PAG. 76

SCHEDA TECNICA TECHNICAL FEATURES

Misure Size 90 cm
 Versione Version Aspirante Duct-out
 Finiture Finish Acciaio inox + vetro
 Stainless steel + glass

ACCESSORI ACCESSORIES

Filtro carbone Charcoal filter CFC0141529
 Filtro lunga durata Long life filter CFC0141725

ILLUMINAZIONE LIGHTING

Tipo Type LED 2 x 2,5 W
 Intensità Intensity 145 LUX
 Temperatura Temperature 4000 K

PERFORMANCE PERFORMANCE

Comandi Controls LCD 3V+I
 3S+B LCD
 Portata intensiva Booster airflow 600 m³/h
 Livello sonoro Noise level 62 db(A)
 Assorbimento totale Total absorption 265 W
 Uscita Duct size 150 mm
 Classe energetica Energy class A (A**/E)

MODELLI MODELS

Filtro grassi alluminio incluso Grease aluminium Filter included

CIRCUS PLUS IX/A/90 PRF0097372

REEF

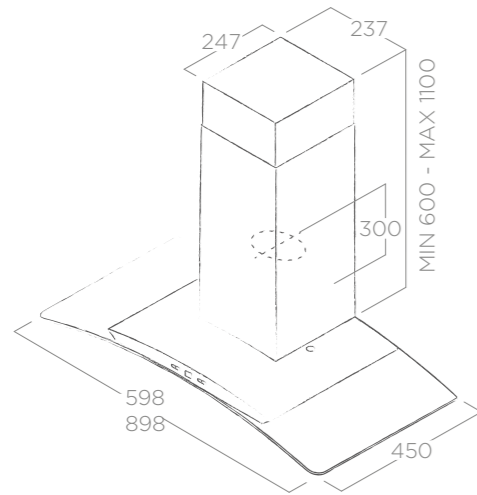
ELICA DESIGN CENTER



SCHEDA TECNICA TECHNICAL FEATURES

Misure Size	60 - 90 cm
Versione Version	Aspirante Duct out
Finiture Finish	Acciaio inox + vetro Stainless steel + glass

VERSIONE A ISOLA PAG. 77



ILLUMINAZIONE LIGHTING

Tipo Type	LED 2 x 2,5 W
Intensità Intensity	145 LUX
Temperatura Temperature	3500 K

PERFORMANCE PERFORMANCE

Comandi Controls	Touch Control con display 3V+I 3S+B Touch Control with display
Portata intensiva Booster airflow	710 m³/h
Livello sonoro Noise level	68 db(A)
Assorbimento totale Total absorption	265 W
Uscita Duct size	150 mm
Classe energetica Energy class	B (A++/E)

Filtro grassi alluminio incluso Grease aluminium Filter included

ACCESSORI ACCESSORIES

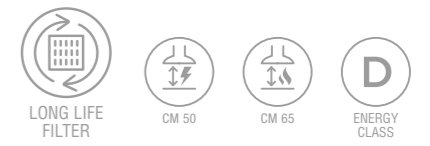
Filtro carbone Charcoal filter	CFC0141529
Filtro lunga durata Long life filter	CFC0141725

MODELLI MODELS

REEF IX/A/60	PRF0048774B
REEF IX/A/90	PRF0048750B

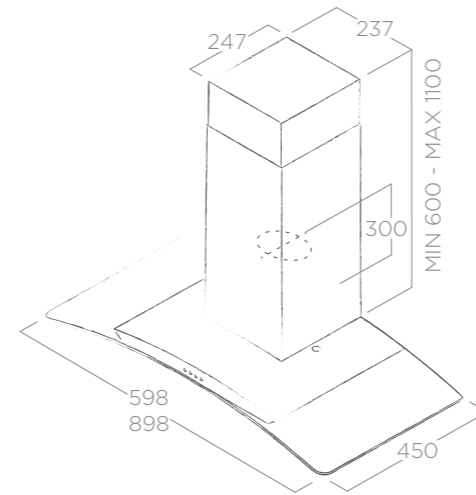
CIRCUS

ELICA DESIGN CENTER



SCHEDA TECNICA TECHNICAL FEATURES

Misure Size	60 - 90 cm
Versione Version	Aspirante Duct out
Finiture Finish	Acciaio Inox + vetro Stainless steel + glass



ILLUMINAZIONE LIGHTING

Tipo Type	LED 2 x 2,5 W
Intensità Intensity	141 LUX
Temperatura Temperature	3500 K

PERFORMANCE PERFORMANCE

Comandi Controls	Pulsantiera Meccanica 3V 3s Mechanical Push Button
Portata massima Max airflow	365 m³/h
Livello sonoro Noise level	62 db(A)
Assorbimento totale Total absorption	140 W
Uscita Duct size	150 mm
Classe energetica Energy class	D (A++/E)

Filtro grassi alluminio incluso Grease aluminium Filter included

ACCESSORI ACCESSORIES

Filtro carbone Charcoal Filter	CFC0141529
Filtro lunga durata Long Life Filter	CFC0141725

MODELLI MODELS

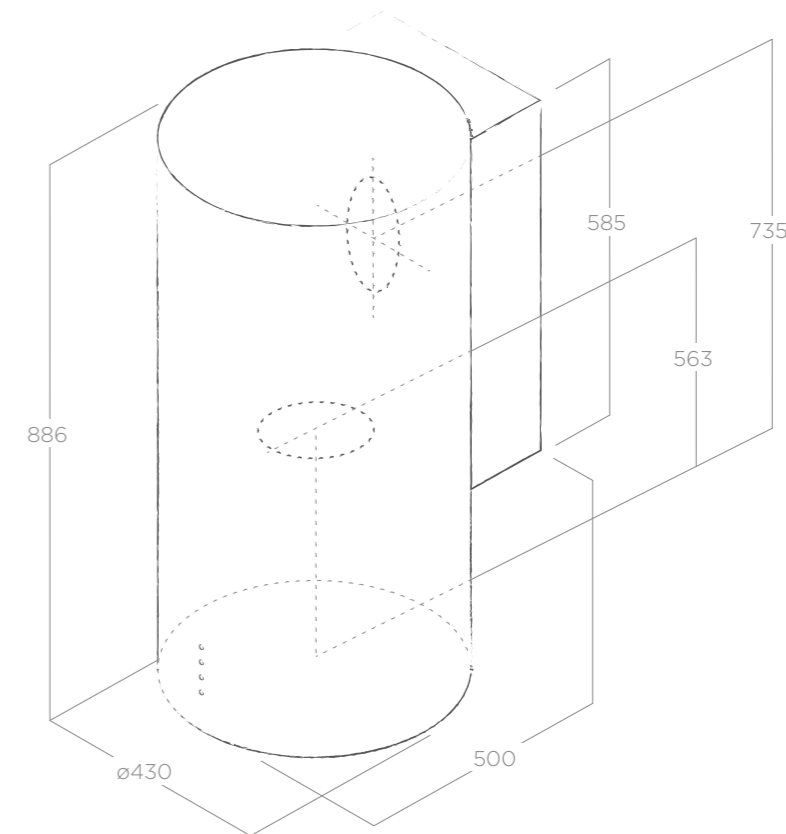
CIRCUS IX/A/60	68116393A
CIRCUS IX/A/90	68116392A





TUBE PRO

ELICA DESIGN CENTER



LONG LIFE FILTER



ENERGY CLASS

VERSIONE A ISOLA PAG. 78

SCHEDA TECNICA TECHNICAL FEATURES

Misure Size	Ø 43 cm
Versione Version	Aspirante Duct-out
Finiture Finish	Acciaio inox, nero, bianco Stainless steel, black, white

ACCESSORI ACCESSORIES

Filtro lunga durata Long life filter	CFC0140423
--------------------------------------	------------

ILLUMINAZIONE LIGHTING

Tipo Type	LED 2 x 3 W
Intensità Intensity	401 LUX
Temperatura Temperature	3500 K

PERFORMANCE PERFORMANCE

Comandi Controls	Pulsantiera Meccanica 3V 3s Mechanical Push Button
Portata massima Max airflow	600 m ³ /h
Livello sonoro Noise level	68 db(A)
Assorbimento totale Total absorption	256 W
Uscita Duct size	150 mm
Classe energetica Energy class	C (A**/E)

Filtro grassi alluminio incluso Grease aluminium Filter included

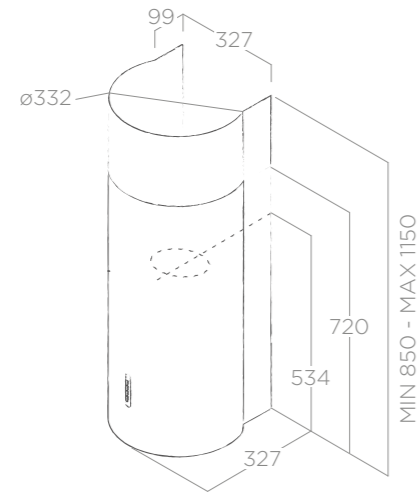
MODELLI MODELS

TUBE PRO IX/A/43	PRF0080075A
TUBE PRO BL/A/43	PRF0090719A
TUBE PRO WH/A/43	PRF0090720A



SCHEDA TECNICA TECHNICAL FEATURES

Misure Size	Ø33 cm
Versione Version	Aspirante Duct out
Finiture Finish	Acciaio inox, bianco Stainless steel, white



ILLUMINAZIONE LIGHTING

Tipo Type	LED 2 x 2,5 W
Intensità Intensity	141 LUX
Temperatura Temperature	2700 K

PERFORMANCE PERFORMANCE

Comandi Controls	Pulsantiera Soft Light 3V 3S Soft light Push Button
Portata massima max airflow	625 m³/h
Livello sonoro Noise level	70 db(A)
Assorbimento totale Total absorption	180 W
Uscita Duct size	150 mm
Classe energetica Energy class	C (A++/E)

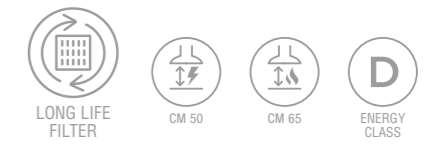
Filtro grassi alluminio incluso Grease aluminium Filter included

ACCESSORI ACCESSORIES

Filtro carbone Charcoal filter	CFC0141529
Filtro lunga durata Long life filter	CFC0141725

MODELLI MODELS

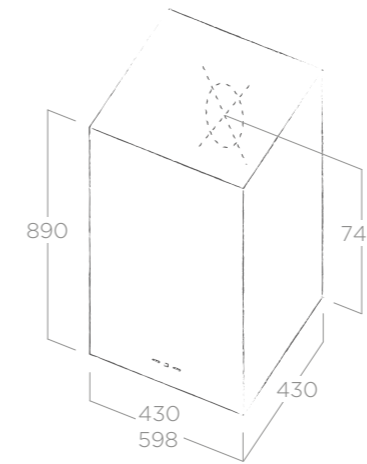
STONE IX/A/33	61412862B
STONE WH/A/33	PRF0007123A



SCHEDA TECNICA TECHNICAL FEATURES

Misure Size	43 - 60 cm
Versione Version	Aspirante Duct out
Finiture Finish	Acciaio Inox Stainless steel

VERSIONE A ISOLA PAG. 79



ILLUMINAZIONE LIGHTING

Tipo Type	LED 2 x 2,5 W
Intensità Intensity	101 LUX
Temperatura Temperature	2700 K

PERFORMANCE PERFORMANCE

Comandi Controls	Touch Control con display 3V+I 3S+B Touch Control with display
Portata intensiva Booster airflow	495 m³/h
Livello sonoro Noise level	62 db(A)
Assorbimento totale Total absorption	255 W
Uscita Duct size	150 mm
Classe energetica Energy class	D (A++/E)

Filtro grassi alluminio incluso Grease aluminium Filter included

ACCESSORI ACCESSORIES

Filtro lunga durata Long Life Filter	CFC0140423
--------------------------------------	------------

MODELLI MODELS

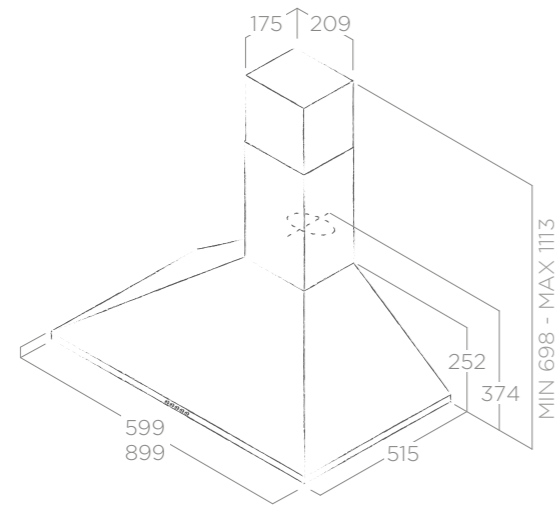
KUADRA IX/A/43	PRF0006491A
KUADRA IX/A/60	PRF0007419A





SCHEDA TECNICA TECHNICAL FEATURES

Misure Size	60 - 90 cm
Versione Version	Aspirante Duct out
Finiture Finish	Acciaio inox, nero Stainless steel, black



ILLUMINAZIONE LIGHTING

Tipo Type	LED 2 x 3 W
Intensità Intensity	78 LUX
Temperatura Temperature	2700 K

PERFORMANCE PERFORMANCE

Comandi Controls	Pulsantiera Meccanica 3V 3S Mechanical Push Button
Portata massima max airflow	350 m³/h
Livello sonoro Noise level	67 db(A)
Assorbimento totale Total absorption	186 W
Uscita Duct size	120 mm
Classe energetica Energy class	D (A++/E)

Filtro grassi alluminio incluso Grease aluminium Filter included

ACCESSORI ACCESSORIES

Filtro carbone Charcoal filter	CFC0140124
Filtro grassi professionale Professional grease filter	KIT01036
Est. camino Inox Ext. Chimney Inox (+200mm)	KIT00778A
Est. camino Inox Ext. Chimney Inox (+420mm)	KIT00779A

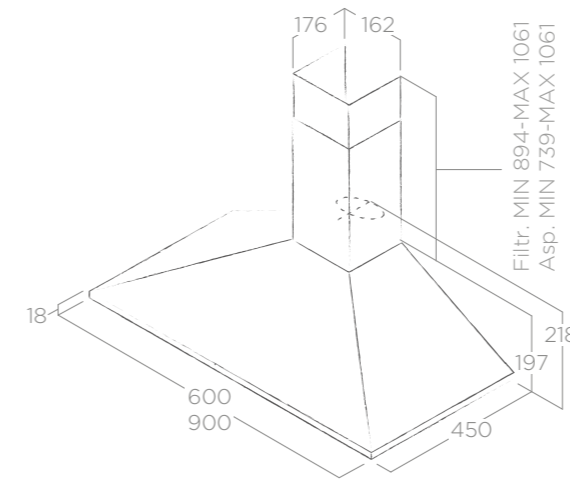
MODELLI MODELS

TAMAYA PB BL/A/60	PRF0009834B
TAMAYA PB BL/A/90	PRF0009854B
TAMAYA PB IX/A/60	PRF0009706B
TAMAYA PB IX/A/90	PRF0009794B



SCHEDA TECNICA TECHNICAL FEATURES

Misure Size	60 - 90 cm
Versione Version	Aspirante Duct out
Finiture Finish	Acciaio inox Stainless steel



ILLUMINAZIONE LIGHTING

Tipo Type	LED 2 x 3 W
Intensità Intensity	97 LUX
Temperatura Temperature	3700 K

PERFORMANCE PERFORMANCE

Comandi Controls	Slider 3V 3S Slider
Portata massima max airflow	390 m³/h
Livello sonoro Noise level	68 db(A)
Assorbimento totale Total absorption	96 W
Uscita Duct size	150 mm
Classe energetica Energy class	D (A++/E)

Filtro grassi alluminio incluso Grease aluminium Filter included

ACCESSORI ACCESSORIES

Filtro carbone Charcoal Filter	CFC0141497
--------------------------------	------------

MODELLI MODELS

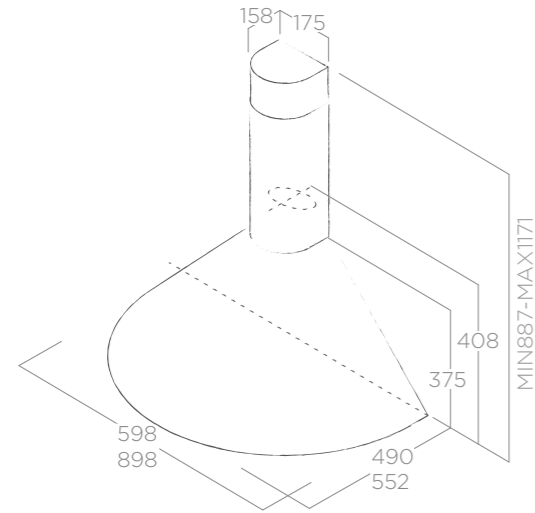
MISSY IX/A/60	PRF0004024C
MISSY IX/A/90	PRF0004022C





SCHEDA TECNICA TECHNICAL FEATURES

Misure Size	60 - 90 cm
Versione Version	Filtrante Recycling
Finiture Finish	Acciaio inox Stainless steel



ILLUMINAZIONE LIGHTING

Tipo Type	LED 2 x 3 W
Intensità Intensity	78 LUX
Temperatura Temperature	2700 K

PERFORMANCE PERFORMANCE

Comandi Controls	Slider 3V 3s Slider
Portata massima max airflow	350 m³/h
Livello sonoro Noise level	67 db(A)
Assorbimento totale Total absorption	146 W
Uscita Duct size	120 mm
Classe energetica Energy class	D (A++/E)

Filtro grassi alluminio incluso Grease aluminium Filter included
Filtro carbone incluso Charcoal Filter included

ACCESSORI ACCESSORIES

Filtro carbone Charcoal filter	CFC0140124
--------------------------------	------------

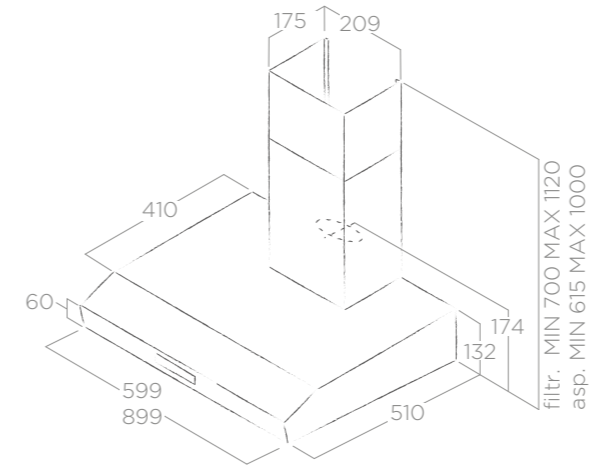
MODELLI MODELS

TONDA IX F/60	2938000C
TONDA IX F/90	2937999C



SCHEDA TECNICA TECHNICAL FEATURES

Misure Size	60 - 90 cm
Versione Version	Filtrante Recycling
Finiture Finish	Acciaio Inox Stainless steel



ILLUMINAZIONE LIGHTING

Tipo Type	LED 2 x 3 W
Intensità Intensity	85 LUX
Temperatura Temperature	3500 K

PERFORMANCE PERFORMANCE

Comandi Controls	Slider 3V 3s Slider
Portata massima max airflow	272 m³/h
Livello sonoro Noise level	71 db(A)
Assorbimento totale Total absorption	121 W
Uscita Duct size	120 mm
Classe energetica Energy class	D (A++/E)

Filtro grassi alluminio incluso Grease aluminium Filter included
Filtro carbone incluso Charcoal Filter included

ACCESSORI ACCESSORIES

Filtro carbone Charcoal Filter	CFC0140064
Kit camino Chimney Kit (+200mm)	KIT00778A
Kit camino Chimney Kit (+420mm)	KIT00779A

MODELLI MODELS

VEGA ST IX/F/60	56111002C
VEGA ST IX/F/90	56111004B

